



AutoPurge for SandMaster Separators

ASM-75-PDV

Easy, economical purge automation for residential water well systems

Featuring a full-port, straight-through flow path and a simple controller with daily purging options, the LAKOS AutoPurge for SandMaster Separators offers a low-cost means for the periodic purging needs of a LAKOS SandMaster Separator when installed in a residential water well system. The controller is battery-operated, making installation as easy as threading the valve onto the purge outlet of the separator.

The valve timer is set to purge for 20-second intervals only (do not add extensive piping after the LAKOS Purge Valve), with your choice of purging once, twice or three times per day (depending on the operating hours and volume of sand separated with your LAKOS SandMaster Separator).

Valve construction is PVC plastic, 3/4-inch size only.

Power requirement: Two 9-volt batteries (annual replacement suggested). Batteries NOT included.

Maximum working pressure: 150 psi

Maximum operating temperature: 130°F

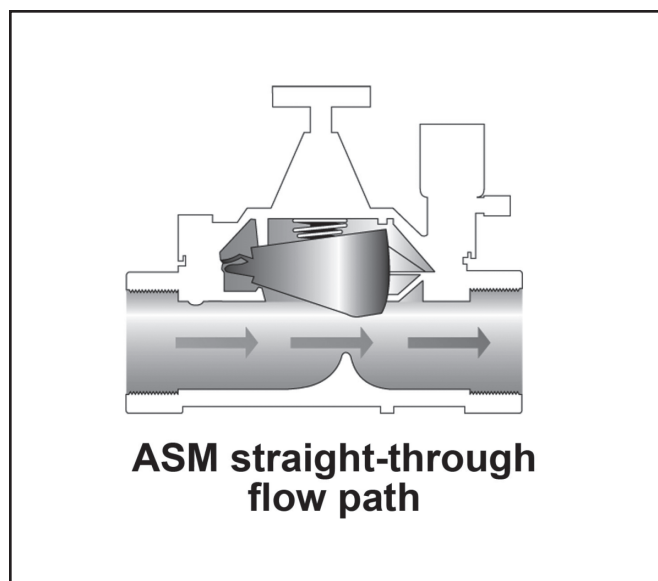
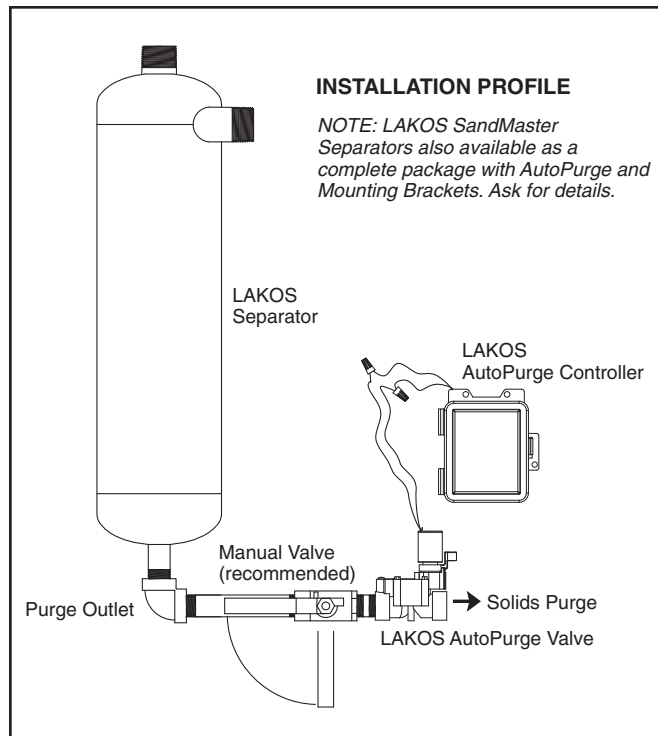
Installation Instructions

Mount timer to avoid submergence or the path of forceful water (such as sprinklers, rain run-off, etc.). Timer should be located within 20 feet of the valve. Connect the red wire of the timer to the red wire of the solenoid. Connect the black wire of the timer to the black wire of the solenoid.

With a fixed purge duration, do not add more than 5 feet of piping beyond the purge valve. Avoid uphill purging and elbows. Do not reduce the pipe size below 3/4-inch.

IMPORTANT: The LAKOS Separator and ASM Valve must be installed between the check valve and the pressure tank of the water system. The ASM Valve requires pressure to open/close correctly.

See reverse for additional specifications



Programming Instructions

The purge duration is factory-set at 20 seconds only. No other options are available with this valve. Contact your LAKOS representative for other purge valve products.

Purge frequency may be set at one of three intervals by moving the jumper pin to one of the three settings:

• **Once per day:** Insert jumper pin into top #1 position

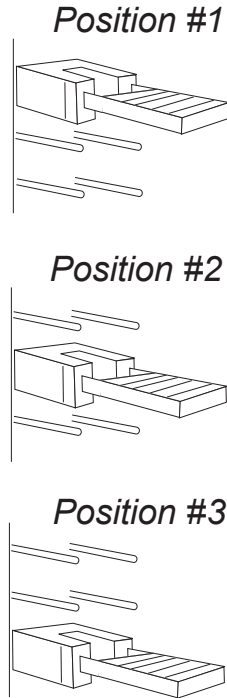
• **Twice per day:** Insert jumper pin into middle #2 position

• **Three times per day:** Insert jumper pin into bottom #3 position

Once the jumper pin is set in position, press the red button to set the programming; this will also start a purge cycle.

For manual purging at any time, press the red button.

To turn off the automatic timer, remove the jumper pin (do not discard). In this condition, you may still press the red button for manual purging anytime.



Liquid Loss

When the application allows that purging is the final handling of the separated solids, it may be important to know the volume of fluid which may be lost when purging. This information is subject to variations, based on separator size, flow rate and system pressure. Volumes noted here identify the total volume purged (both liquid and solids).

Estimated Purge Volume: 5-10 US gal (19-38 liters)

Limited Warranty

All products manufactured and marketed by this Corporation are warranted to be free of defects in material or workmanship for a period of one year from date of delivery.

If a fault develops, notify us, giving a complete description of the alleged malfunction. Include the model number(s), date of delivery and operating conditions of subject product(s). We will subsequently review this information and, at our option, supply you with either servicing data or shipping instructions and returned goods authorization. Upon prepaid receipt of subject product(s) at the instructed designation, we will then either replace such product(s) at our option and, if determined to be a warranted defect, we will perform such necessary product repairs or replace such product(s) at our expense.

This limited warranty does not cover any products, damages or injuries resulting from misuse, neglect, accident, normal expected wear, improper installation or operation contrary to factory recommendations. Nor does it cover equipment that has been modified, tampered with or altered without factory authorization.

No other extended liabilities are stated or implied and this warranty in no event covers incidental or consequential damages, injuries or costs resulting from any such defective product(s).

Lakos Separators are manufactured and sold under one or more of the following U.S. Patents: 5,320,747; 5,338,341; 5,368,735; 5,425,876; 5,571,416; 5,578,203; 5,622,545; 5,653,874; 5,894,995; 6,090,276; 6,143,175; 6,167,960; 6,202,543; 7,000,782; 7,032,760 and corresponding foreign patents, other U.S. and foreign patents pending.

LAKOS
Separators and Filtration Solutions

1365 N. Clovis Avenue • Fresno, California 93727 USA
Telephone: (559) 255-1601 • Fax: (559) 255-8093
Toll-Free: (800) 344-7205 (USA, Canada & Mexico)
Internet: www.lakos.com • E-Mail: info@lakos.com