

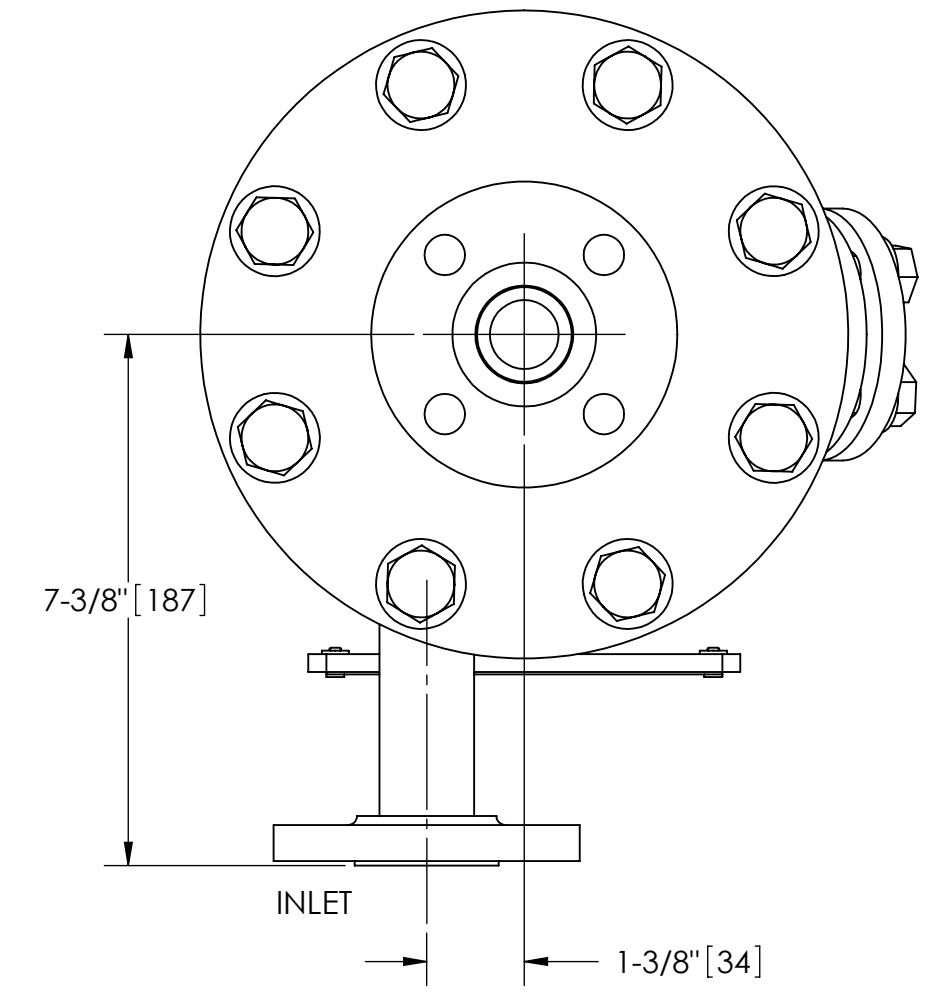
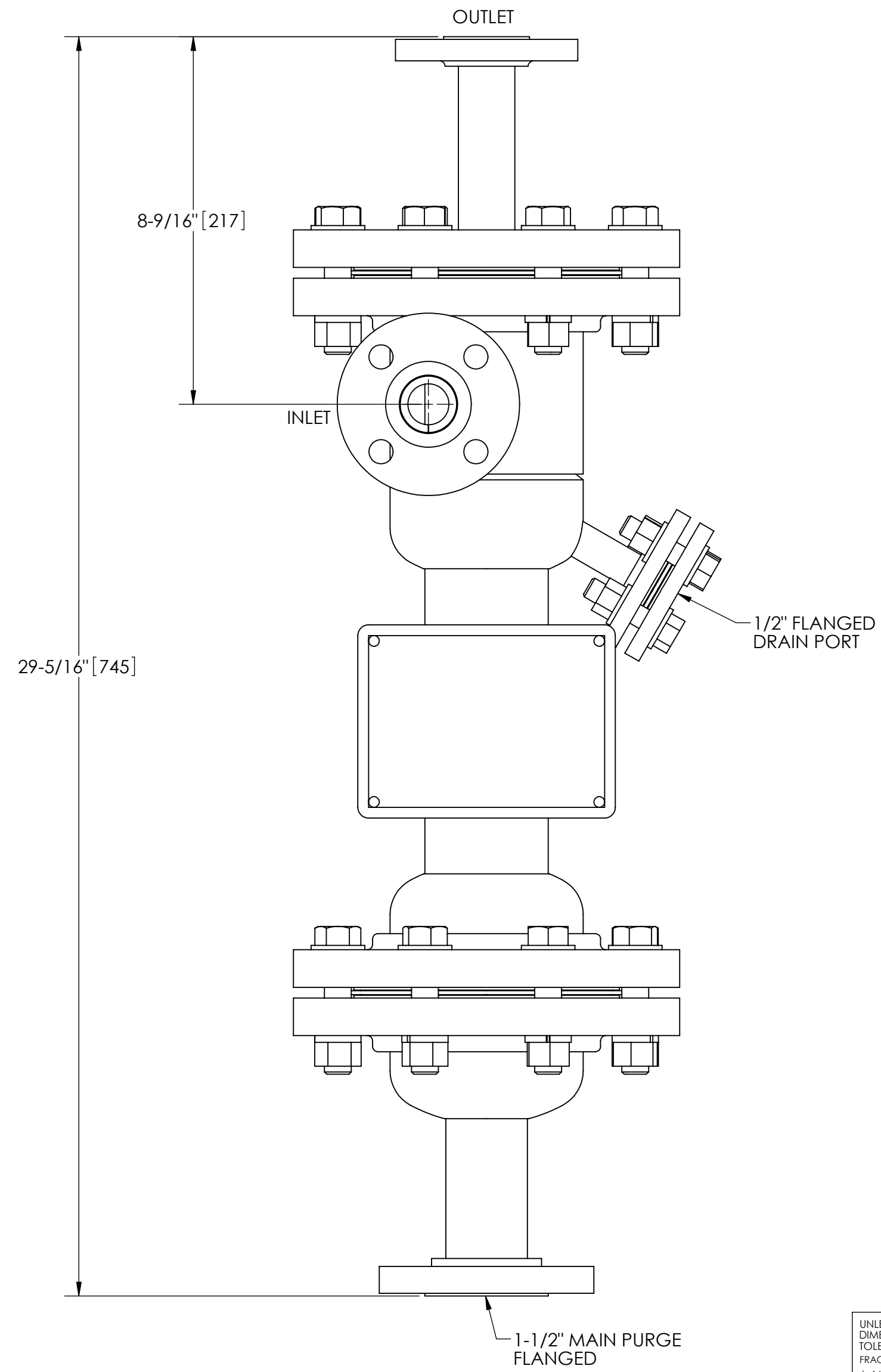
EXCEPT AS OTHERWISE PROVIDED BY CONTRACT, THIS DRAWING AND SPECIFICATIONS SHALL NOT BE REPRODUCED, COPIED OR USED AS THE BASIS FOR MANUFACTURE OR SALE OF MATTER DEPICTED HEREIN WITHOUT THE EXPRESSED WRITTEN PERMISSION OF THE CLAUDE LAVAL CORPORATION, OR ITS ASSIGNEES.

NOTES:

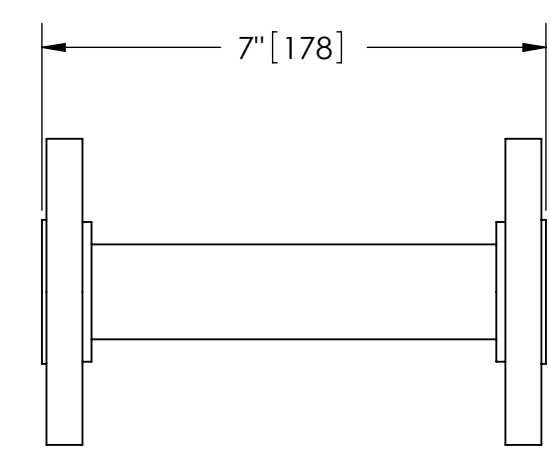
1. INLET & OUTLET FLANGES ARE 1" 150# RF PER ANSI B16.5 REQUIRING 4X ϕ 1/2" BOLTS (BOLTS AND GASKETS NOT INCLUDED).
2. MAXIMUM PRESSURE: 100 psi (6.9 bar).
3. MAXIMUM TEMPERATURE: 400°F (204°C).
4. PRESSURE LOSS: 3-12 psi (.2-.8 bar) AT RATED FLOW.
5. RATED FLOW: 20-40 gpm (1-3 m³/hr).
6. APPROXIMATE DRY WEIGHT: 91 lbs (41 kg).
7. FINISH: GLASS BLAST (EXTERIOR ONLY).
8. GASKETS: SPIRAL WOUND, 304 SS W/PTFE FILLER.
9. INLET & OUTLET PRESSURE GAUGE PORTS TO BE SUPPLIED ON CONNECTING PIPING BY END USER (CARBON STEEL ONLY).

REVISIONS				
ZONE	REV.	DESCRIPTION	DATE	APPROVED

THIS DRAWING HAS BEEN GENERATED AND IS MAINTAINED BY A CAD SYSTEM. CHANGES SHALL ONLY BE INCORPORATED AS DIRECTED BY AN APPROVED ENGINEERING CHANGE ORDER (ECO). PAPER COPIES ARE UNCONTROLLED.



TOP VIEW



FLANGED SPOOL
MODEL FS-01/S4 (AVAILABLE SEPARATELY)
REQUIRED FOR REMOVAL OF TOP ASSEMBLY

SUBMITTAL DRAWING

This drawing is submitted for spatial consideration only. Do not pre-plumb to these dimensions.

UNLESS OTHERWISE SPECIFIED: DIMENSIONS ARE IN: INCHES (mm) TOLERANCES ARE: FRACTIONS DECIMALS ANGLES $\pm 1/4"$.XX $\pm .01$ $\pm 1/4^\circ$ XXX $\pm .005$ XXXX $\pm .0005$		ENGINEERED FOR: 304L SS		LAKOS CLAUDE LAVAL CORP. FRESNO, CALIFORNIA 93727 WWW.LAKOS.COM		LAVAL UNDERGROUND SURVEYS		
DO NOT SCALE DRAWING		APPROVALS	DATE	TITLE				
MATERIAL TYPE 304L STAINLESS STEEL		DRAWN	5/29/12	CSX-0020-HV/S4, SEPARATOR 20-40 gpm, 304L SS				
FINISH GLASS BLAST		ENGR	-	SIZE		MODEL NO.	DWG NO.	REV.
		WORK ORDER	-	C			118172	D
				SCALE			EST. WT.	SHEET
				3:8			95 lb	1 OF 1

D

C

B

A

D

C

B

A

4

3

2

1

4

3

2

1

DWG NO.

118172

SHEET

1

REV.

D